





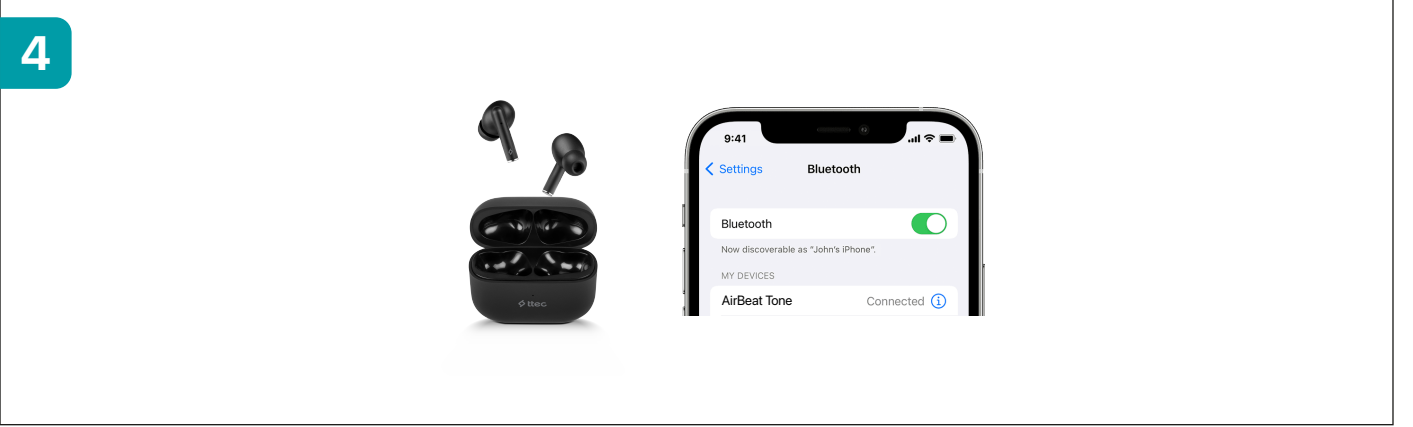
Sıfırlamak için kulaklıkları şarj kutusuna koyun



Kulaklıkları şarj kutusundan tekrar çıkartın



Sağ/Sol kulaklıkta mavi ışık yanıp söndüğünde eşleştirmeye başlayın.




Telefonunuzun Bluetooth menüsünden AirBeat Tone'u seçin ve telefonunuzla eşleştirin.

# AirBeat Tone

## How To Reset



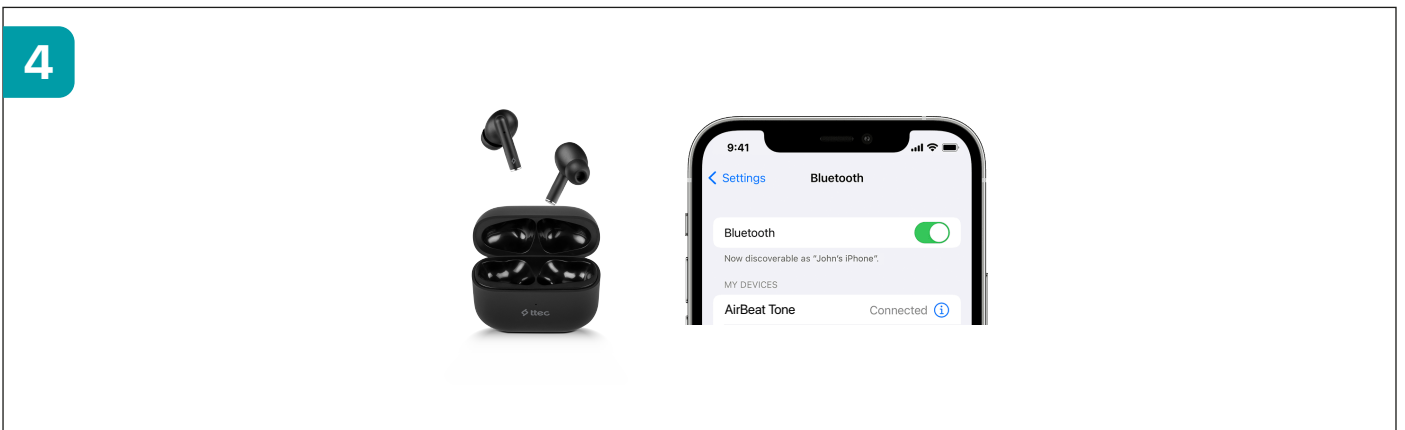
1  
To reset, put earbuds in the charging box.



2  
Then, take the earbuds out from the charging box.



3  
Start pairing when blue light blinks on the right/left earbud.



4  
Choose AirBeat Tone from your phone's Bluetooth menu and pair with your phone.