





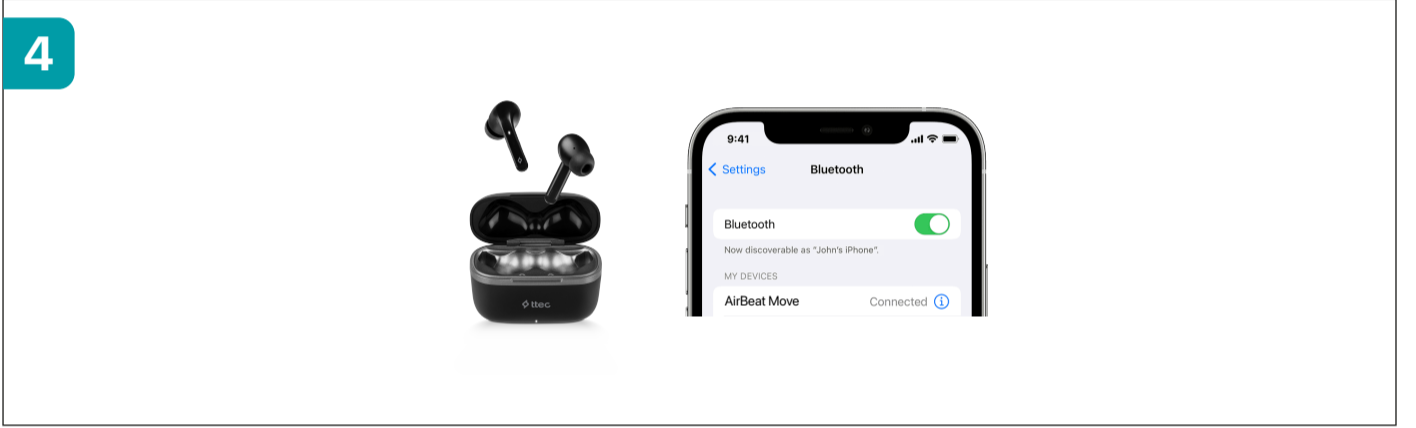
Sıfırlamak için
kulaklıkları şarj kutusuna
koyun



Kulaklıkları şarj kutusundan
tekrar çıkarın




Sağ/Sol kulaklıkta beyaz ışık
yanıp söndüğünde
eşleştirmeye başlayın.



Telefonunuzun Bluetooth menüsünden AirBeat Move'u seçin ve telefonunuzla eşleştirin.


AirBeat Move

How To Reset




1

To reset, put earbuds in the charging box.



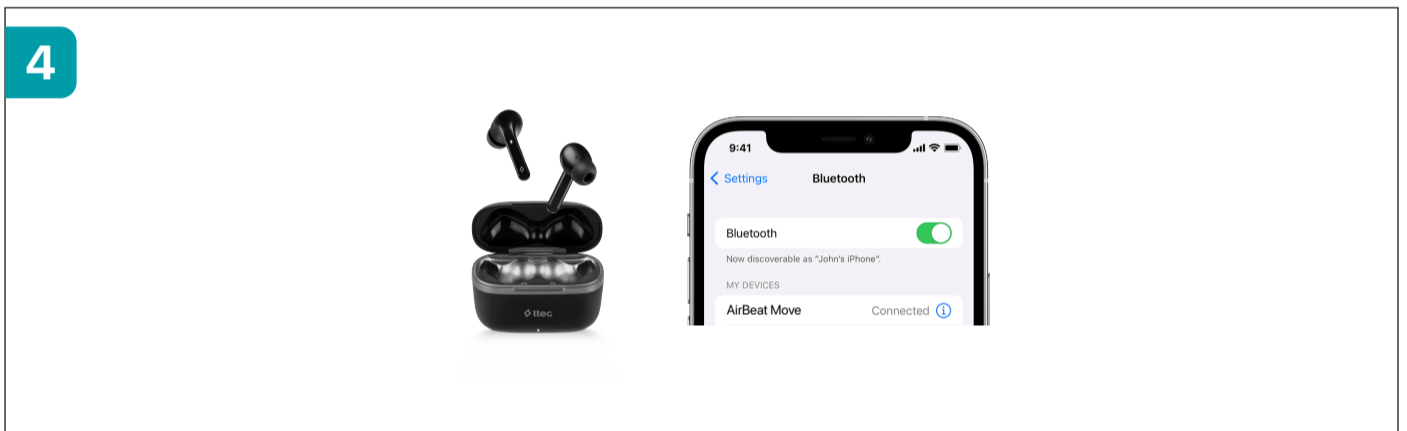
2

Then, take the earbuds out from the charging box.



3

Start pairing when white light blinks on the right/left earbud.



4

Choose AirBeat Move from your phone's Bluetooth menu and pair with your phone.